



## Technical Note

# Forced convection from aluminum foam materials in an asymmetrically heated channel

Seo Young Kim \*, Byung Ha Kang, Jin-Ho Kim

*ThermalFlow Control Research Center, Korea Institute of Science and Technology, P.O. Box 131, Cheongryang, Seoul 130-650, South Korea*

Received 17 September 1999; received in revised form 26 April 2000

## 1. Introduction

With the pursuit of compactness for thermal systems, efficient removal of high-powered heat from the system has emerged as a crucial task. There have been lots of technical literatures on convective electronics cooling and heat-exchange problems for the reason [1]. A crux of these studies is how to enhance heat transports for given flow geometry and externally imposed physical constraints.

In an attempt to enhance convective thermal transport, we have focused on the utilization of aluminum foam materials in thermal systems. The motivation is attributed to the high surface area to volume ratio as well as enhanced flow mixing due to the tortuosity of aluminum foam. Furthermore, aluminum foams have excellent characteristics in the structural strength as well as the simple manufacturing process of foaming [2]. Therefore, it is believed that thermal performance of system can be substantially enhanced by using aluminum foam.

The present experimental study investigates the impact of the presence of aluminum foam on the flow and convective heat transfer in an asymmetrically heated channel. The aluminum foams tested in this experimental investigation are made of aluminum-6101 alloy that has three different permeability at a porosity of  $\varepsilon = 0.92$ . Aluminum foam is placed inside a channel, in which the upper wall is maintained at a constant temperature while the lower wall is thermally insulated. The simple correlation of the friction factor  $f$  and the average

Nusselt number  $Nu$  of aluminum foams will be sought to provide a guide in practical applications.

## 2. Experimental apparatus and test procedure

A schematic diagram of the experimental apparatus is shown in Fig. 1. The experiments were conducted in a channel fabricated of Plexiglas of height  $H = 9.0$  mm, width  $W = 90.0$  mm. Test specimens of aluminum foams were made of height  $H = 9.0$  mm,  $W = 90.0$  mm and length  $L = 188.0$  mm. Pressure taps were installed at 5 mm upstream and downstream of test section. The flow straightener was placed at 50 mm upstream of test section to make a unidirectional uniform flow. One end of the channel was open to atmosphere while the other end was connected to a calming chamber in which the compressed air of 3 atm is introduced through a rotameter. Frontal air velocities  $U_i$  tested in the present experiment ranged from 1.1 to 5.4 m/s to cover the operational range for commercial heat exchangers. The corresponding Reynolds number based on the channel height  $H$  was  $Re = 570$ –2800. To measure the pressure drop through the test specimen, an inclined manometer was placed in the channel.

A hot bath was mounted on the upper wall of the channel to provide a constant wall temperature condition. The water circulation loop supplied hot water to the bath, as seen in Fig. 1. Two channel walls were fastened together by using six C-shaped clamps to reduce thermal contact resistance between the bath wall and test specimen. As the compression loading was increased, convective heat transfer rate approached an asymptotic value that was considered as a condition for minimal contact resistance. Three copper–constantan thermocouples were inserted between the hot bath wall and the surface of test

\* Correspondence author. Tel.: +82-2-958-5683; fax: +82-2-958-5689.

E-mail address: seoykim@kist.re.kr (S.Y. Kim).

Nomenclature			
$A_f$	frontal area of test specimen ( $m^2$ ), $WH$	$Re$	Reynolds number based on the channel height $H$ , $U_i H / \nu$
$A_w$	heat transfer area at the base of test specimen ( $m^2$ ), $WL$	$T_i$	inlet air temperature (K)
$C_p$	specific heat at constant pressure (J/kg K)	$T_o$	outlet air temperature (K)
$Da$	Darcy number, $K/H^2$	$T_w$	wall temperature (K)
$f$	friction factor, Eq. (1)	$U_i$	frontal air velocity (m/s)
$H$	height of aluminum foam (m)	$W$	width of aluminum foam (m)
$h$	space-averaged heat transfer coefficient, Eq. (3) ( $W/m^2 K$ )	<i>Greek symbols</i>	
$K$	permeability of aluminum foam ( $m^2$ ), $K = -\rho \nu U_i / (\Delta P / L)$	$\Delta P$	pressure drop of air flow (Pa)
$k$	thermal conductivity of air (W/m K)	$\Delta T$	temperature difference of air between the inlet and the outlet, Eq. (4) (K)
$L$	length of aluminum foam (m)	$\Delta T_m$	log mean temperature difference, Eq. (5) (K)
$Nu$	average Nusselt number, Eq. (2)	$\varepsilon$	porosity
$Pr$	Prandtl number	$\nu$	kinematic viscosity ( $m^2/s$ )
		$\rho$	density of air ( $kg/m^3$ )

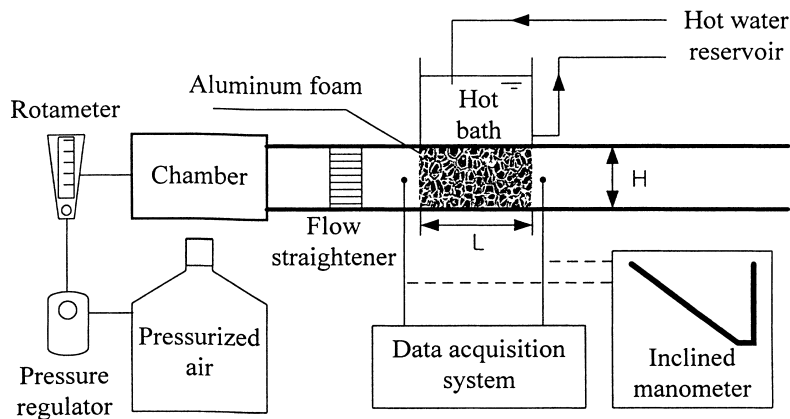


Fig. 1. Experimental setup.

specimen to insure the uniformity of the wall temperatures. The thermocouple wires were installed through the V-shaped grooves of 1.5 mm depth and 1.5 mm width that were fabricated into the surface of the hot bath wall. All the channel walls were carefully insulated except for the upper wall. Five copper–constantan thermocouples were vertically distributed at 5 mm downstream of test section to measure the bulk temperature of air at the exit.

Experiments were started by inducing controlled airflow to the channel and by maintaining a constant temperature at the hot bath wall. The pressure drop through the test section was measured from the inclined manometer. The temperatures were monitored during heat-up period by a data acquisition system (Yokogawa DR230). After reaching thermal steady-state, all the temperature data were recorded on the storage device for analysis.

### 3. Results and discussion

In the present study, the specimens of porosity  $\varepsilon = 0.92$  were selected because the porosity is comparable to that of conventional fins used in air to air heat exchangers. The aluminum foams have three distinct pore densities, i.e., 10, 20 and 40 PPI (pores per inch). Hereafter, we refer them to aluminum foams (A), (B) and (C), respectively. As described at Table 1, the permeability  $K$  of aluminum foam gradually decreases with the increase of pore density (PPI). The permeability of aluminum foams was determined from the measured data of pressure drop. The effective thermal conductivity of the aluminum foam is little affected by the increase of pore density [3].

First, we define the friction factor  $f$  and  $Nu$  to assess the pressure drop and the heat transfer rate of the aluminum foams

Table 1  
Flow parameters for aluminum foams

Aluminum foam	(A)	(B)	(C)
Materials	Al-6101	Al-6101	Al-6101
Porosity, $\epsilon$	0.92	0.92	0.92
Pore density (PPI)	10	20	40
Permeability, $K$ (m <sup>2</sup> )	$1.04 \times 10^{-7}$	$0.76 \times 10^{-7}$	$0.51 \times 10^{-7}$
Darcy number, $Da = K/H^2$	$1.3 \times 10^{-3}$	$9.4 \times 10^{-4}$	$6.3 \times 10^{-4}$
Surface area to volume ratio (m <sup>2</sup> /m <sup>3</sup> )	790	1720	2740
Effective thermal conductivity, $k_e$ (W/m K)	5.33	5.56	6.01

$$f = \left( \frac{\Delta P}{L} \right) H / \rho U_i^2, \tag{1}$$

$$Nu = \frac{hH}{k}. \tag{2}$$

The  $h$  denotes the space-averaged convective heat transfer coefficient that is determined from

$$h = \frac{\rho C_p U_i A_f \Delta T}{A_w \Delta T_m}. \tag{3}$$

Here, the temperature difference of air between the inlet and the outlet  $\Delta T$  and the logarithmic mean temperature difference (LMTD)  $\Delta T_m$  are

$$\Delta T = T_o - T_i, \tag{4}$$

$$\Delta T_m = \frac{\Delta T}{\ln[(T_w - T_i)/(T_w - T_o)]}. \tag{5}$$

To get a correlation of friction factors for the aluminum foams, the friction factor data are converted by using the non-dimensional groupings ( $f Da^{1/2}$ ) and ( $Re Da^{1/2}$ ), as demonstrated in Fig. 2. Then, it is found that the present experimental data generally agree to the correlation suggested by Beavers and Sparrow [4] for nickel foam

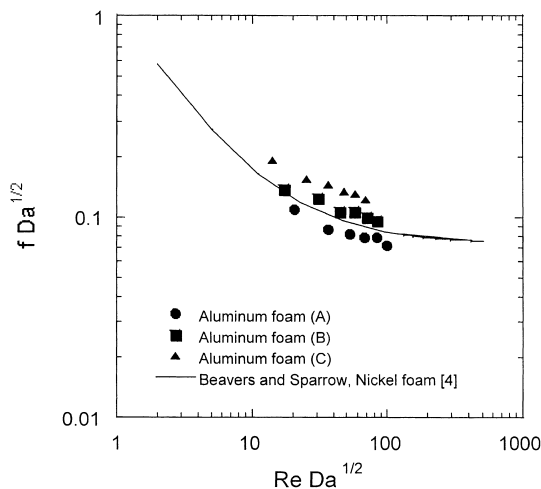


Fig. 2. Modified friction factors of aluminum foams.

metals. Consequently, we may give a general correlation of friction factors  $f$  for the aluminum foams used in the present study as follows:

$$f = \frac{1}{Re Da} + \frac{C_E}{Da^{1/2}}. \tag{6}$$

The inertia coefficient  $C_E$  varies around  $C_E = 0.1$  for the present aluminum foams. It should be noted that the above equation implicates the Forchheimer-extended Darcy model for porous media, which includes the inertia effect [5].

The  $Nu$  as a function of  $Re$  is plotted in Fig. 3. The  $Nu$  is substantially augmented as the  $Re$  increases. The enhancement of  $Nu$  is much more pronounced for low permeable aluminum foam (C). This is attributed to large interstitial surface area of low permeable aluminum foam. The Nusselt numbers for an aluminum fibrous medium obtained by Hunt and Tien [6] show similar values. For all the aluminum foams, the uncertainty of  $Nu$  from the repeated experiments was less than 12.3%.

For a channel without foam material in which one wall is maintained at a constant temperature and the other wall is insulated, the fully developed Nusselt number is 2.43 [7]. Therefore, use of aluminum foam

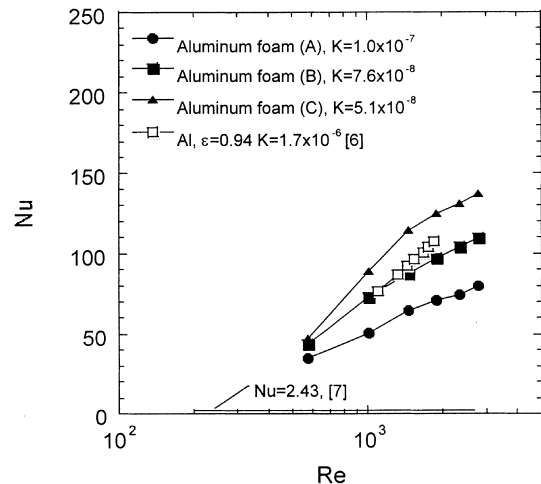


Fig. 3. Average Nusselt numbers of aluminum foams as a function of Reynolds number.

materials as heat dissipating elements may dramatically enhance the overall heat transfer rates from thermal systems.

In an attempt to get a Nusselt number correlation of the aluminum foams, the non-dimensional parameter  $Da^{1/2}$  is applied again. When the Nusselt number data in Fig. 3 are converted using this non-dimensional parameter, the data merge to a single line in the log–log plot exhibited in Fig. 4. Then, it gives an empirical Nusselt number correlation with maximum 8% deviation for  $1000 < Re < 3000$

$$Nu = 0.0159Re^{0.426}Pr^{1/3}Da^{-0.787}. \quad (7)$$

The experimental data of the  $Nu$  for  $Re < 1000$  in Fig. 4 were dropped from the derivation of the Nusselt number correlation, because of the saturated logarithmic mean temperature difference  $\Delta T_m$  due to the long test specimen of the aluminum foam.

It should be noted that Eq. (7) does not include the effective thermal conductivity of the aluminum foam, and therefore, the thermal performance of aluminum foams can be predicted from measuring permeability according to the flow velocity. Owing to the high fin effectiveness of aluminum ligament, most solid portion of aluminum foam is maintained at a temperature close to the hot wall. Therefore, the heat transfer from the aluminum foam is mainly governed by the total heat transfer area of the aluminum foam rather than the thermal conductivity. In the present study, the total heat transfer area is a function of the Darcy number as seen in Table 1. Consequently, the Nusselt number correlation in Eq. (7) is not explicitly expressed by the effective thermal conductivity of the aluminum foams. If a foam material of low-thermal conductivity is considered, then the heat transfer may be significantly affected by the

thermal conductivity of the foam due to its low fin effectiveness [8].

#### 4. Conclusion

An experimental investigation on the flow and convective heat transfer characteristics for aluminum foam in an asymmetrically heated channel has been performed. Three aluminum foams of various permeability and a porosity of  $\varepsilon = 0.92$  were selected to provide the friction factor and heat transfer correlations for future design of thermal applications.

Experimental results indicate that the friction factor is much higher at the lower permeable aluminum foams while the significant enhancement in  $Nu$  is obtained. It is also found that the friction factor and  $Nu$  for aluminum foams merge to a single curve by using the non-dimensional parameter  $Da^{1/2}$ . Consequently, the friction factor and Nusselt number of aluminum foams can be obtained from the simple experimental measurements of permeability  $K$ .

#### Acknowledgements

The authors acknowledge the useful discussion with Mr. B.D. Leyda at ERG, Inc. This work was supported by a grant from the Critical Technology 21 Project of the Ministry of Science and Technology, Korea and Jang-Han Engineering, Inc.

#### References

- [1] S.Y. Kim, H.J. Sung, J.M. Hyun, Mixed convection from multiple-layered boards with cross-streamwise periodic boundary conditions, *Int. J. Heat Mass Trans.* 35 (1992) 2941–2952.
- [2] L.J. Gibson, M.F. Ashby, *Cellular Solids*, Cambridge University Press, New York, 1997.
- [3] J.W. Paek, B.H. Kang, S.Y. Kim, J.M. Hyun, Effective thermal conductivity and permeability of aluminum foam materials, *Int. J. Thermophys.* 21 (2) (2000) 453–464.
- [4] G.S. Beavers, E.M. Sparrow, Non-Darcy flow through fibrous porous media, *J. Appl. Mech.* 36 (1969) 711–714.
- [5] M. Kaviany, *Principles of Heat Transfer in Porous Media*, Springer, New York, 1991.
- [6] M.L. Hunt, C.L. Tien, Effects of thermal dispersion on forced convection in fibrous media, *Int. J. Heat Mass Trans.* 31 (1988) 301–309.
- [7] W.M. Kays, M.E. Crawford, *Convective Heat and Mass Transfer*, second ed., McGraw-Hill, New York, 1980, pp. 102–103.
- [8] D.-Y. Lee, K. Vafai, Analytical characterization and conceptual assessment of solid and fluid temperature differentials in porous media, *Int. J. Heat Mass Trans.* 42 (1999) 423–435.

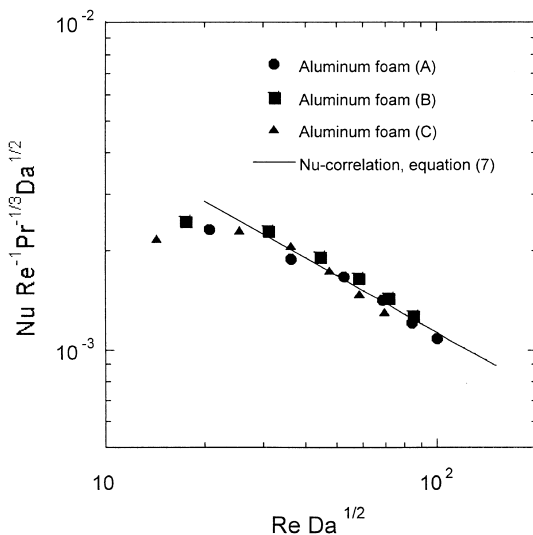


Fig. 4. Modified Nusselt numbers of aluminum foams.